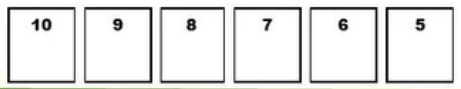







EXIT A.
EMERGENCY ASSEMBLY AREA A.

EXIT B.
EMERGENCY ASSEMBLY AREA B.


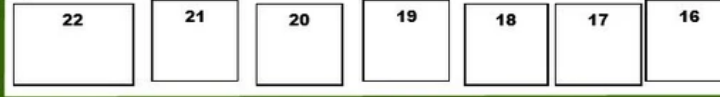
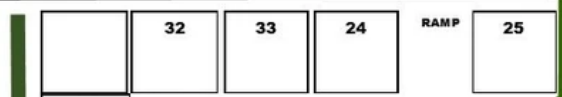
PUBLIC PHONE

Level 1




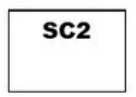
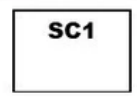
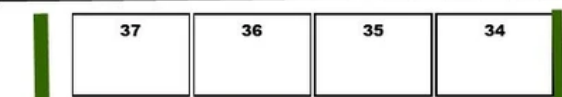
Level 2

MINI GOLF






Children's Playground

Level 3



Level 4

Sites 1—37
Budget Rooms 1—5 (B)
Cabins 1—9 (S/C)



Dump Point Up Back of Park

Emergency/Evacuation Plan

Move in an orderly fashion to assembly area A or B.
Do not pack up or use any vehicle.

Tap Water throughout the park is filtered river water, not suitable for drinking. Drinking water available - rainwater tanks or purchase at the office